

# PURPOSE BEHAVIOURAL OPPORTUNITIES FUND



## THE IDEA

Gain diversification and long-term growth potential through a unique multi-strategy approach that seeks to profit from irrational investor behaviour.

ETF SERIES	<b>BHAV</b>
MGMT FEE	1.00%
SERIES F	<b>RAM361</b>
MGMT FEE	1.00%
SERIES A	<b>RAM360</b>
MGMT FEE	2.00%

## MY PURPOSE

1. Diversify my portfolio and benefit from long-term capital appreciation
2. Use a unique, active strategy to profit from the emotional mistakes of other investors

## KEY HIGHLIGHTS

- Active, multi-strategy approach designed to profit from market inefficiencies and investors' predictable emotional mistakes
- Options can be used to implement strategies or for hedging purposes
- Portfolio tilted to long equity holdings, but can participate in short selling, up to 20% of NAV
- Tax-efficient corporate class structure

## INVESTMENT PROCESS



## SUBADVISOR



Richardson GMP Asset Management is a highly disciplined investment group with a specialty in quantitative investing methods. The team's systematic strategies provide low-correlation, alternative solutions for investors that complement core portfolios and help lower overall volatility.

## PORTFOLIO STATISTICS

AS OF NOV 30, 2018

Number of Holdings	121
P/E Ratio	8.33 x
P/B Ratio	2.92 x
P/CF Ratio	6.69 x
Dividend Yield (Gross)	1.80%
Avg. Market Cap (\$BIL)	83.21

## PORTFOLIO BREAKDOWN

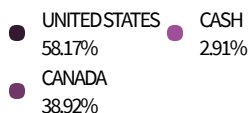
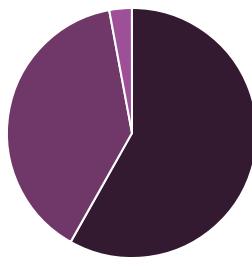
### TOP 25 HOLDINGS

AS OF NOV 30, 2018

iShares Core S&P/TSX Capped Composite Index ETF	15.30%
SPDR S&P 500 ETF Trust	5.37%
BMO EQUAL WEIGHT OIL & GAS	1.58%
Procter & Gamble Co	1.33%
Cummins Inc	1.31%
JetBlue Airways Corp	1.27%
iShares S&P/TSX Global Gold Index ETF	1.26%
ATS AUTOMATION TOOLING SYS INC	1.25%
Canadian Utilities Ltd	1.17%
Monster Beverage Corporation	1.16%
Kb Home	1.14%
Match Group Inc	1.13%
Encana Corp	1.09%
Apple Inc	1.06%
Cboe Global Markets Inc	1.05%
West Fraser Timber Co Ltd	1.05%
Align Technology Inc.	1.00%
SNC-Lavalin Group Inc	0.99%
Manulife Financial Corp	0.99%
LENNOX INTERNATIONAL INC	0.98%
SCANA Corp	0.96%
DOUGLAS EMMETT INC	0.96%
BlackBerry Ltd	0.95%
TransCanada Corp	0.95%
Celestica Inc	0.95%

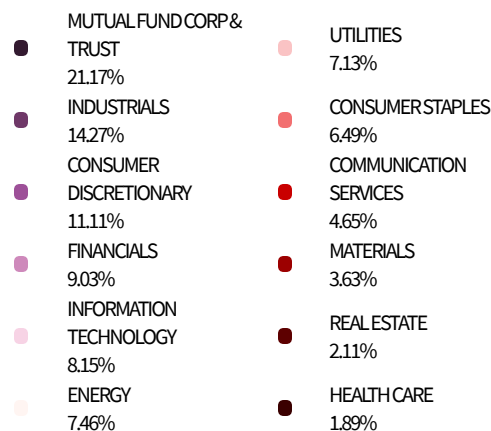
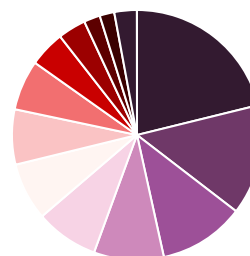
## GEOGRAPHIC BREAKDOWN

AS OF NOV 30, 2018



## SECTOR BREAKDOWN

AS OF NOV 30, 2018



Commissions, trailing commissions, management fees and expenses all may be associated with mutual fund investments. Please read the prospectus before investing. The indicated rate of return is the historical annual compounded total return including changes in share/unit value and reinvestment of all distributions and does not take into account sales, redemption, distribution or optional charges or income taxes payable by any securityholder that would have reduced returns. Mutual funds are not guaranteed, their values change frequently and past performance may not be repeated.