

PURPOSE CANADIAN INCOME GROWTH FUND



THE IDEA

Own a portfolio of Canadian companies with the best opportunities for income and growth.

SERIES F **RAM771**
MGMT FEE 1.25%

SERIES A **RAM770**
MGMT FEE 2.25%

DISTRIBUTION YIELD

6.07%

MY PURPOSE

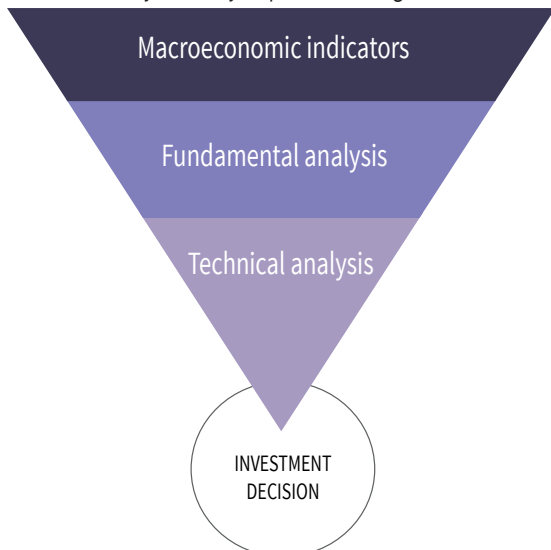
1. Build my core equity income portfolio with dividend-paying Canadian stocks with the best prospects for growth
2. Complement my active equity funds with a rules-based, unsentimental strategy that dynamically responds to changes in market trends

KEY HIGHLIGHTS

- Broad, all-cap portfolio that targets Canadian businesses across all sectors that are growing earnings at an increasing rate and also paying a dividend
- Quantitative approach to security selection and portfolio construction
- Can tactically move to a significant cash weighting to protect wealth when market environment is not supportive
- Tax-efficient corporate class structure

INVESTMENT PROCESS

Systematic, quantitative-oriented investment process
Favours companies that are growing earnings
Monitors and dynamically responds to changes in market trends



SUBADVISOR



StoneCastle
Investment Management Inc.

StoneCastle Investment Management Inc. uses systematic and quantitative methods in their approach to finding great Canadian growth companies. Their focus on market indicators and technical analysis are important tools for risk management.

PORTFOLIO STATISTICS

AS OF NOV 30, 2018

Number of Holdings	27
P/E Ratio	7.77 x
P/B Ratio	0.96 x
P/CF Ratio	7.66 x
Dividend Yield (Gross)	5.14%
Avg. Market Cap (\$BIL)	0.84

PORTFOLIO BREAKDOWN

TOP 25 HOLDINGS

AS OF NOV 30, 2018

Granite Real Estate Investment Trust	5.20%
NorthWest Healthcare Properties Real Estate Investment Trust	4.68%
Alaris Royalty Corp	4.62%
True North Commercial Real Estate Investment Trust	4.30%
Diversified Royalty Corp	4.23%
Dream Office Real Estate Investment Trust	4.15%
InterRent Real Estate Investment Trust	3.43%
Dream Industrial Real Estate Investment Trust	3.20%
BetaPro S&P/TSX 60 Daily Inverse ETF	3.11%
Capital Power Corp	2.93%
Vogogo Inc 8.000% 06/30/2020	2.85%
Polaris Infrastructure Inc	2.00%
1933 Industries Inc 10.00% 09/14/2021	1.90%
Cibt Education Group Inc 4.000% 06/07/2022	1.79%
Friday Night Inc	1.57%
Automotive Finco Corp	1.53%
Dream Global Real Estate Investment Trust	1.51%
BetaPro S&P/TSX Capped Financial -2x Daily Bear ETF	1.26%
Gamehost Inc.	1.25%
Decisive Dividend Corp	1.22%
Chemtrade Logistics Income Fund	1.17%
AMERICAN HOTEL INCOME PPTYS	0.88%
1933 INDUSTRIES INC	0.75%
BetaPro S&P 500 -2x Daily Bear ETF	0.48%
Crius Energy Trust	0.12%

PERFORMANCE

AS OF NOV 30, 2018

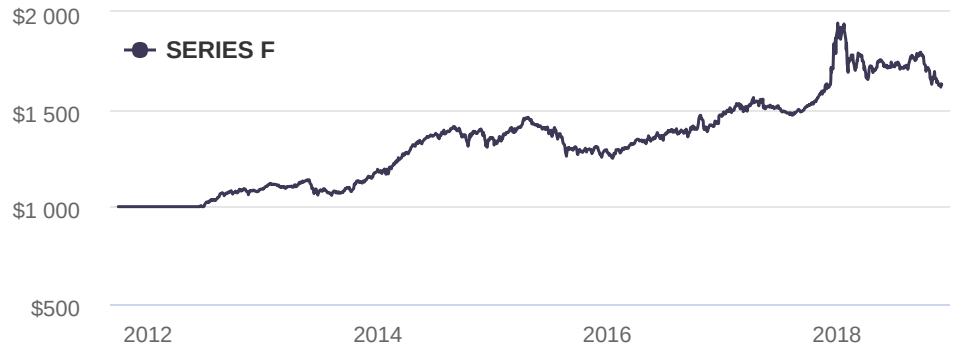
INCEPTION DATE (F): SEP 28, 2011

INCEPTION DATE (A): SEP 17, 2010

SERIES	1 MONTH	3 MONTH	6 MONTH	YTD	1 YEAR	3 YEAR	5 YEAR	SINCE INCEPTION
F	-1.48%	-8.09%	-5.43%	-13.05%	-0.26%	7.57%	7.18%	7.02%
A	-1.57%	-8.35%	-5.96%	-13.93%	-1.32%	6.51%	6.25%	5.46%

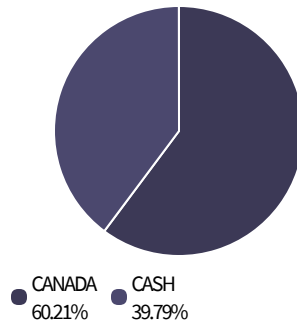
GROWTH OF \$1,000

AS OF NOV 30, 2018



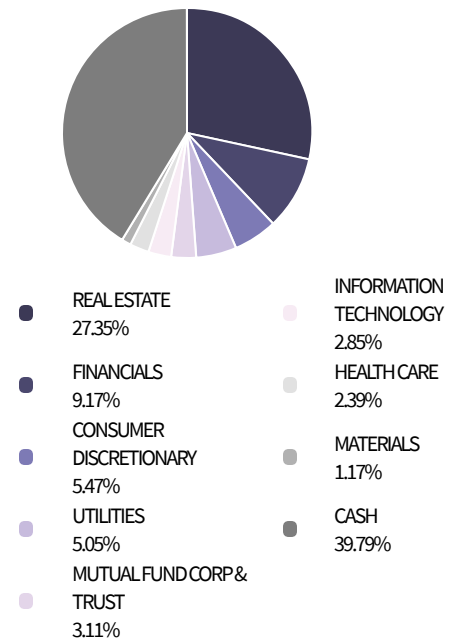
GEOGRAPHIC BREAKDOWN

AS OF NOV 30, 2018



SECTOR BREAKDOWN

AS OF NOV 30, 2018



Commissions, trailing commissions, management fees and expenses all may be associated with mutual fund investments. Please read the prospectus before investing. The indicated rate of return is the historical annual compounded total return including changes in share/unit value and reinvestment of all distributions and does not take into account sales, redemption, distribution or optional charges or income taxes payable by any securityholder that would have reduced returns. Mutual funds are not guaranteed, their values change frequently and past performance may not be repeated.