

PURPOSE EMERGING MARKETS DIVIDEND FUND



THE IDEA

Tap into the growth potential of emerging markets with a strategy designed to minimize risk and generate income through dividends.

DISTRIBUTION YIELD

2.59%

ETF CLASS	REM
MGMT FEE	0.90%
CLASS F	RAM244
MGMT FEE	0.90%
CLASS A	RAM204
MGMT FEE	1.90%

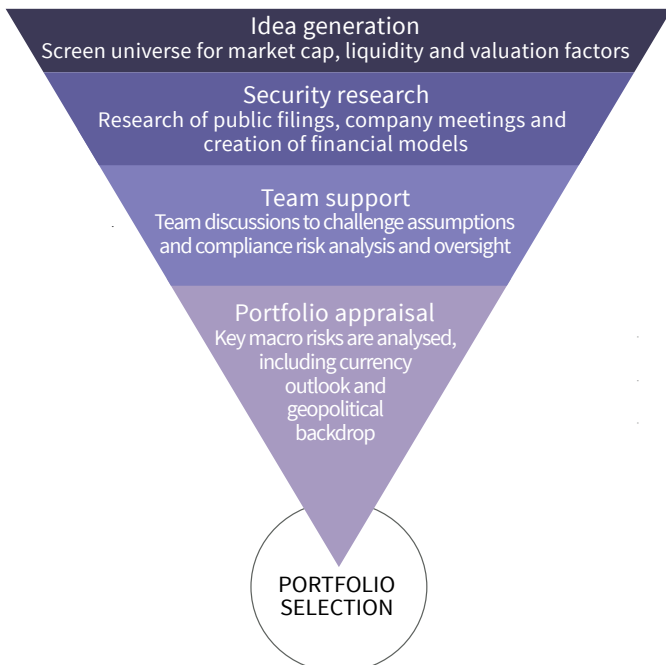
MY PURPOSE

1. Diversify my equity income portfolio with exposure to high-quality companies in emerging markets
2. Generate income and maximize my potential for capital growth

KEY HIGHLIGHTS

- A relatively concentrated portfolio diversified across sectors and regions, including Asia, Africa, Central Europe and South America
- Investment process highlights businesses that can sustain above-average returns with dividend and free-cash flow growth
- Active and experienced manager to help navigate the complex world of emerging markets

INVESTMENT PROCESS



SUBADVISOR

SOMERSET CAPITAL MANAGEMENT LLP

Somerset is a specialist manager with a sole focus on global emerging markets.

A pioneer in dividend investing in emerging markets, Somerset's active approach and focus on downside protection provide Canadians with a unique way to participate in the high growth and diversification benefits of emerging markets, with lower volatility.

PORTFOLIO STATISTICS

AS OF NOV 30, 2018

Number of Holdings	46
P/E Ratio	8.94 x
P/B Ratio	2.47 x
P/CF Ratio	6.43 x
Dividend Yield (Gross)	2.05%
Avg. Market Cap (\$BIL)	71.28

PORTFOLIO BREAKDOWN

TOP 25 HOLDINGS

AS OF NOV 30, 2018

iShares MSCI India ETF	9.62%
iShares India 50 ETF	6.63%
SK Hynix Inc.	5.10%
OTP Bank Nyrt	4.64%
AMBEV SA	4.50%
Samsung Electronics Co Ltd	4.41%
Porto Seguro SA	3.21%
X5 Retail Group NV	2.82%
Transocean Ltd	2.80%
Sanlam Ltd.	2.76%
MOL Hungarian Oil & Gas PLC	2.72%
Tencent Holdings Ltd	2.70%
AIA Group Ltd	2.45%
First Abu Dhabi Bank PJSC	2.39%
Henderson Land Development Co Ltd	2.38%
Samsung Fire & Marine Insurance Co Ltd	2.37%
iShares MSCI Russia ADR/GDR UCITS ETF	2.22%
iShares MSCI Russia ADR	2.15%
Coca-Cola HBC AG	2.11%
CNOOC Ltd	2.04%
Alpha Bank Ae	2.03%
Cia Cervecerias Unidas SA	2.02%
Shoprite Holdings Ltd	1.51%
AKR Corporindo Tbk PT	1.51%
Taiwan Semiconductor Manufacturing Co Ltd	1.40%

PERFORMANCE

AS OF NOV 30, 2018

INCEPTION DATE (ETF): AUG 18, 2017

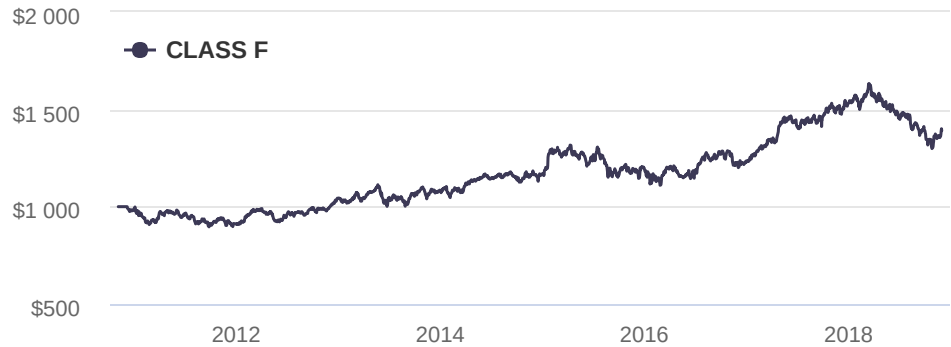
INCEPTION DATE (F): NOV 05, 2010

INCEPTION DATE (A): NOV 05, 2010

CLASS	1 MONTH	3 MONTH	6 MONTH	YTD	1 YEAR	3 YEAR	5 YEAR	SINCE INCEPTION
ETF	4.79%	-2.74%	-7.44%	-9.16%	-7.81%	N/A	N/A	-2.47%
F	4.80%	-2.72%	-7.40%	-9.10%	-7.74%	5.70%	4.99%	4.17%
A	4.70%	-3.01%	-7.95%	-10.09%	-8.83%	4.56%	3.86%	3.10%

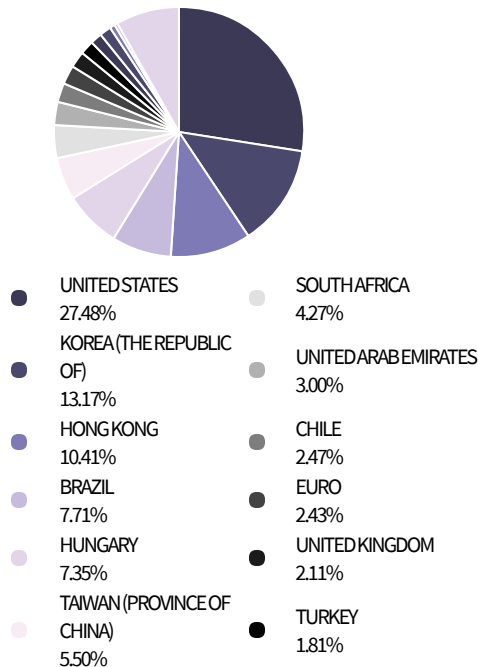
GROWTH OF \$1,000

AS OF NOV 30, 2018



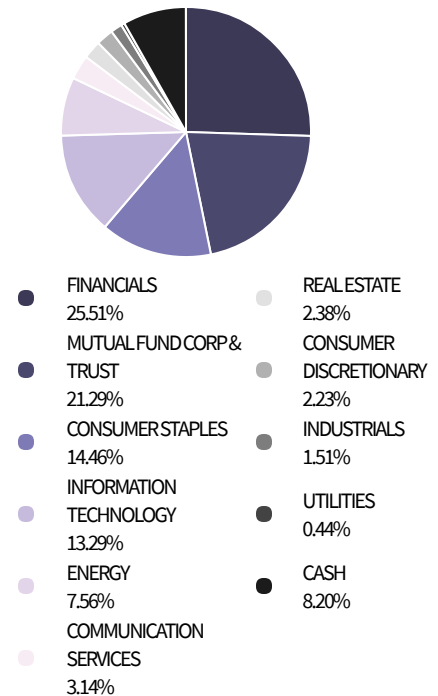
GEOGRAPHIC BREAKDOWN

AS OF NOV 30, 2018



SECTOR BREAKDOWN

AS OF NOV 30, 2018



Commissions, trailing commissions, management fees and expenses all may be associated with mutual fund investments. Please read the prospectus before investing. The indicated rate of return is the historical annual compounded total return including changes in share/unit value and reinvestment of all distributions and does not take into account sales, redemption, distribution or optional charges or income taxes payable by any securityholder that would have reduced returns. Mutual funds are not guaranteed, their values change frequently and past performance may not be repeated.