

# PURPOSE GLOBAL BOND FUND

PURPOSE  
INVESTMENTS

## THE IDEA

Maximize income and protect capital with global investment-grade bonds by actively managing credit and interest-rate risks.

ETF CLASS **BND**  
MGMT FEE 0.35%

CLASS F **PFC2101**  
MGMT FEE 0.35%

CLASS A **PFC2100**  
MGMT FEE 0.85%

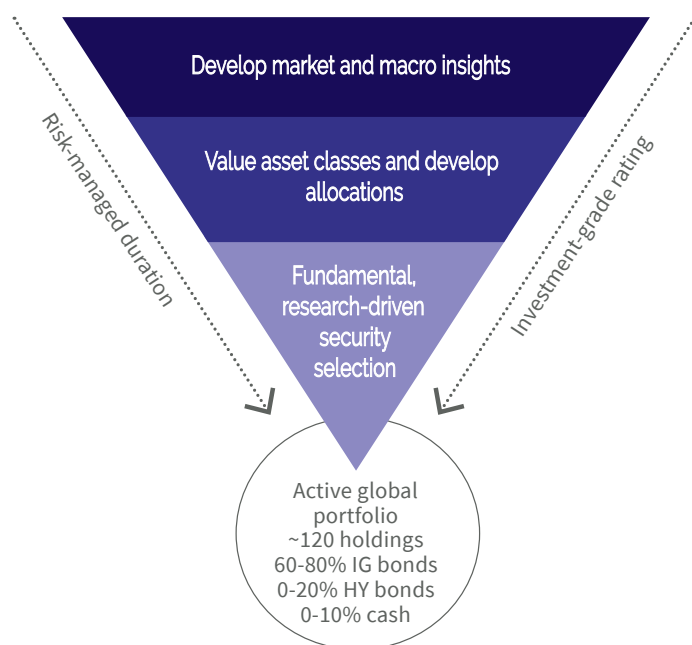
## MY PURPOSE

1. Diversify my fixed-income portfolio with a basket of global investment-grade bonds
2. Generate stable income with reduced interest-rate risk

## KEY HIGHLIGHTS

- Actively managed portfolio of investment-grade bonds
- Global exposure to increase diversification and reduce regional-concentration risk
- Active duration management to minimize interest-rate risk

## INVESTMENT PROCESS



## PORTFOLIO MANAGER

NEUBERGER BERMAN

Neuberger Berman is a private, independent, employee-owned investment manager founded in 1939 with one intention: to deliver compelling investment results for clients over the long term. The firm uses a fundamental, research-driven approach to managing more than \$300-billion in assets. Fixed income represents Neuberger Berman's largest investment category with \$135-billion in assets, supported by a team of more than 170 credit professionals.

## PORTFOLIO STATISTICS

AS OF DEC 13, 2018

|                       |       |
|-----------------------|-------|
| Yield to Maturity (%) | 3.44% |
| Coupon Rate (%)       | 3.22% |
| Duration (yrs)        | 0.5   |

## RATING PROFILE

AS OF DEC 13, 2018

|                         |        |
|-------------------------|--------|
| AAA                     | 0.43%  |
| AA                      | 9.06%  |
| A                       | 28.19% |
| BBB                     | 27.26% |
| BB                      | 6.19%  |
| B                       | 7.93%  |
| CCC or lower            | 0.25%  |
| Cash or cash equivalent | 20.69% |

## TERM STRUCTURE

AS OF DEC 13, 2018

|                         |        |
|-------------------------|--------|
| 0 - 1 Year              | 6.92%  |
| 1 - 5 Years             | 63.40% |
| 5 - 10 Years            | 5.85%  |
| >10 Years               | 3.26%  |
| Cash or cash equivalent | 20.56% |

## PORTFOLIO BREAKDOWN

### TOP 10 HOLDINGS

AS OF DEC 13, 2018

|   |       |
|---|-------|
| United Technologies Corp 4.500%<br>04/15/2020       | 1.74% |
| Jpmorgan Chase & Co 06/07/2021                      | 1.73% |
| Verizon Communications Inc 3.247%<br>05/22/2020     | 1.72% |
| CVS Health Corp 3.350% 03/09/2021                   | 1.71% |
| Bat Capital Corp 2.297% 08/14/2020                  | 1.67% |
| Aviation Capital Group LI Regs 7.125%<br>10/15/2020 | 1.38% |
| Dell International LLC / Regs 4.420%<br>06/15/2021  | 1.29% |
| Aig Global Funding Regs 2.918%<br>07/02/2020        | 1.29% |
| General Electric Co 2.987% 01/14/2019               | 1.29% |
| National Australia Bank L Regs 3.494%<br>11/04/2021 | 1.29% |

## PERFORMANCE

AS OF DEC 13, 2018

INCEPTION DATE: OCT 27, 2015

| CLASS | 1 MONTH | 3 MONTH | 6 MONTH | YTD    | 1 YEAR | 3 YEAR | SINCE INCEPTION |
|-------|---------|---------|---------|--------|--------|--------|-----------------|
| ETF   | -0.12%  | -0.55%  | -0.31%  | -0.94% | -0.94% | 1.56%  | 1.32%           |
| F     | -0.13%  | -0.55%  | -0.32%  | -0.94% | -0.94% | 1.56%  | 1.32%           |
| A     | -0.15%  | -0.66%  | -0.56%  | -1.45% | -1.45% | 1.02%  | 0.77%           |

## INVESTMENT STRATEGY CHANGE ON DEC 3, 2018

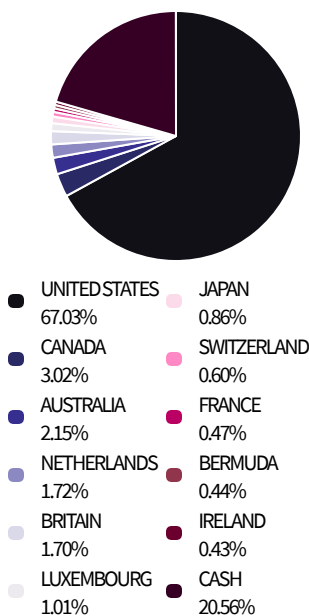
## GROWTH OF \$1,000

AS OF DEC 13, 2018



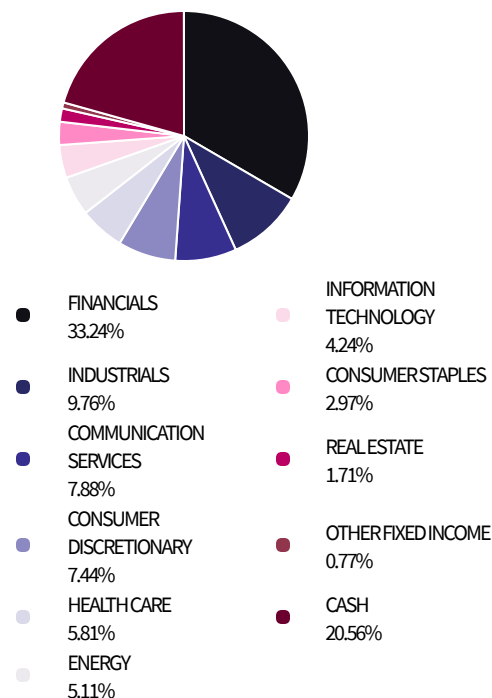
## GEOGRAPHIC BREAKDOWN

AS OF DEC 13, 2018



## SECTOR BREAKDOWN

AS OF DEC 13, 2018



Commissions, trailing commissions, management fees and expenses all may be associated with mutual fund investments. Please read the prospectus before investing. The indicated rate of return is the historical annual compounded total return including changes in share/unit value and reinvestment of all distributions and does not take into account sales, redemption, distribution or optional charges or income taxes payable by any securityholder that would have reduced returns. Mutual funds are not guaranteed, their values change frequently and past performance may not be repeated.