

PURPOSE GLOBAL DIVERSIFIED ETF FUND



THE IDEA

Gain broad exposure to a multitude of asset classes by exploiting the diversification benefits of ETFs.

CLASS F **PFC3501**
MGMT FEE **0.50%**

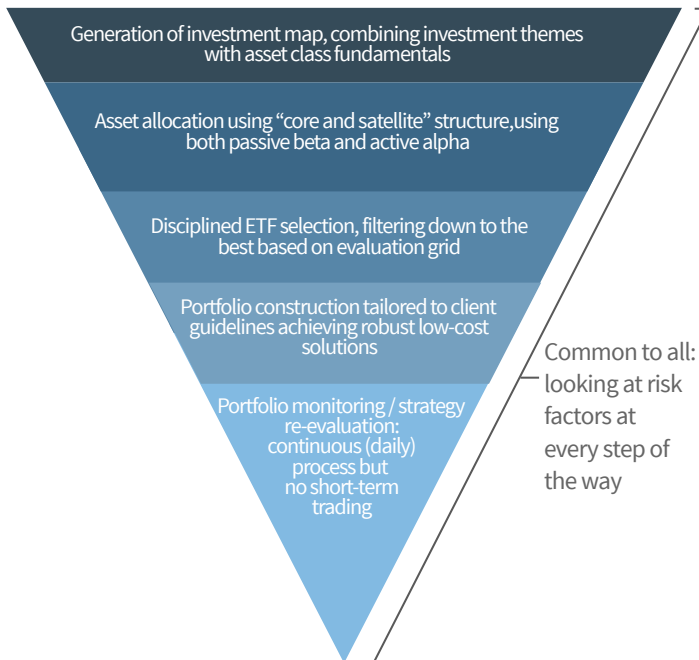
MY PURPOSE

1. Beyond multiple asset-classes, use a multidimensional approach to achieve diversification across other factors including geography and investment style.
2. A stand-alone solution or core complement that can actively navigate the ever-changing market environment.

KEY HIGHLIGHTS

- Managed by a veteran and disciplined team of portfolio managers that have extensive experience in the use of ETFs in Canada.
- Designed for Canadians to bring the best of leading institutional approaches to individual investors.
- An open architecture provides the freedom to choose the best-available ETF, while the all-ETF solution maximizes transparency and minimizes costs.

PORTFOLIO SELECTION PROCESS



SUBADVISOR



FNB Capital Asset Management is a Montreal-based ETF strategist managing various global balanced mandates. Portfolio management duties are handled by a veteran team with more than 60 years of money management experience. The firm is known for its risk-focussed investment philosophy and strives for a dual goal of attractive returns and low volatility.

PORTFOLIO STATISTICS

AS OF NOV 15, 2018

Yield to Maturity (%)	2.60%
Duration (yrs)	5.3
Cash Yield (%)	3.10%
Investment Grade	93.90%
Corporate	31.20%

PORTFOLIO BREAKDOWN

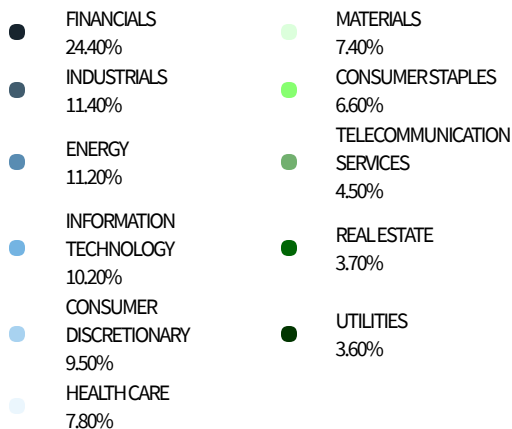
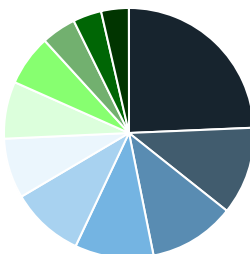
TOP 10 HOLDINGS

AS OF NOV 15, 2018

iShares Core Canadian Universe Bond Index ETF	17.66%
BMO S&P/TSX Capped Composite ETF	11.53%
iShares Core MSCI EAFE ETF	10.20%
Schwab U.S. Broad Market ETF	8.59%
iShares Floating Rate Index ETF	5.39%
Horizon S&P/TSX 60 Index ETF	4.61%
Vanguard Value ETF	3.78%
iShares Core S&P Mid Cap ETF	3.52%
iShares Gold Trust ETF	2.90%
Mackenzie US TIPS Index	2.82%

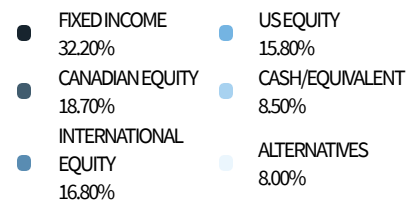
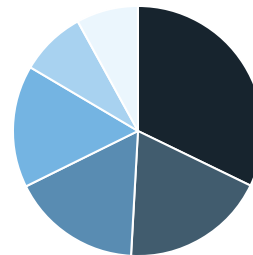
SECTOR BREAKDOWN

AS OF NOV 15, 2018



ASSET CLASS BREAKDOWN

AS OF NOV 15, 2018



Commissions, trailing commissions, management fees and expenses all may be associated with mutual fund investments. Please read the prospectus before investing. The indicated rate of return is the historical annual compounded total return including changes in share/unit value and reinvestment of all distributions and does not take into account sales, redemption, distribution or optional charges or income taxes payable by any securityholder that would have reduced returns. Mutual funds are not guaranteed, their values change frequently and past performance may not be repeated.