

# PURPOSE GLOBAL RESOURCE FUND

**PURPOSE**  
INVESTMENTS

## THE IDEA

Generate income and capital appreciation through an actively managed portfolio of resource-focused equities.

SERIES F **LGQ402**  
MGMT FEE 0.90%

SERIES A **LGQ400**  
MGMT FEE 1.90%

## DISTRIBUTION YIELD

6.87%

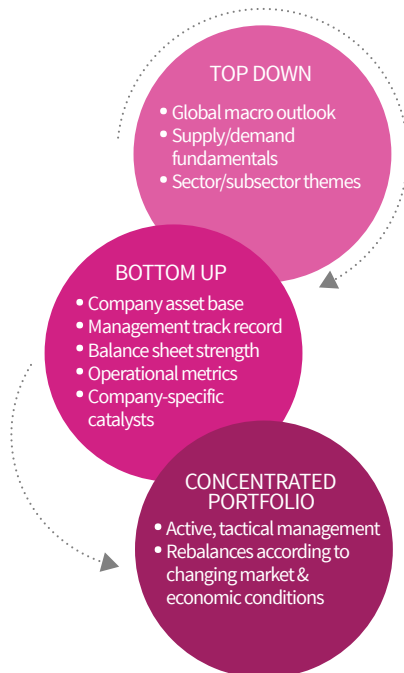
## MY PURPOSE

1. Diversify my equity portfolio with a basket of well-established resource-focused businesses
2. Generate income and maximize my potential for long-term capital growth

## KEY HIGHLIGHTS

- Diverse portfolio of North American resource stocks spanning the energy, materials and utility sectors
- Tax-efficient corporate class structure
- Focus on established mid- and large-cap stocks that tend to provide stable income
- Blended top-down and bottom-up strategy to identify companies with opportunity for capital growth that are poised to benefit from market momentum

## INVESTMENT PROCESS



## FUND MANAGER



**GREG TAYLOR, CFA**

Greg Taylor is a data-driven manager with an active approach to managing portfolios and a focus on maximizing risk-adjusted returns.

Greg spent 15 years managing both pension and mutual fund assets at Aurion Capital Management. The recipient of numerous Brendan Wood International “Top Gun” awards, he’s also a frequent host and guest on BNN and Toronto’s 680 News.

## PORTFOLIO STATISTICS

AS OF NOV 30, 2018

Number of Holdings	67
P/E Ratio	9.28 x
P/B Ratio	1.97 x
P/CF Ratio	7.02 x
Dividend Yield (Gross)	1.21%
Avg. Market Cap (\$BIL)	24.65

## PORTFOLIO BREAKDOWN

### TOP 25 HOLDINGS

AS OF NOV 30, 2018

Nutrien Ltd	5.17%
National Energy Services Reunited Corp.	4.02%
EOG Resources Inc.	3.54%
Parex Resources Inc.	3.38%
Valeura Energy Inc.	3.36%
Kelt Exploration Ltd.	3.20%
Tourmaline Oil Corp.	3.16%
Pioneer Natural Resources Co	3.04%
Cenovus Energy Inc.	3.00%
Propetro Holding Corp.	2.78%
Royal Dutch Shell Plc, Class "A", Sponsored ADR	2.70%
First Quantum Minerals Ltd.	2.62%
Cobalt 27 Capital Corp.	2.52%
Enerplus Corporation	2.47%
Eastman Chemical Co	2.38%
Keyera Corp.	2.24%
Agnico Eagle Mines Limited	2.22%
Torc Oil & Gas Ltd.	2.16%
B2Gold Corp.	2.11%
Franco-Nevada Corporation	2.08%
Uranium Participation Corporation	2.07%
Cabot Oil & Gas Corporation	1.94%
Select Energy Services Inc	1.93%
Northland Power Inc.	1.92%
Pembina Pipeline Corporation	1.91%

## PERFORMANCE

AS OF NOV 30, 2018

INCEPTION DATE: JUN 22, 2006

	SERIES 1	MONTH	3 MONTH	6 MONTH	YTD	1 YEAR	3 YEAR	5 YEAR	10 YEAR	SINCE INCEPTION
F	-7.05%	-16.36%	-22.49%	-27.68%	-25.55%	-4.58%	-12.39%	-5.50%	-8.72%	
A	-7.15%	-16.62%	-22.91%	-28.38%	-26.34%	-5.56%	-13.26%	-6.24%	-8.74%	

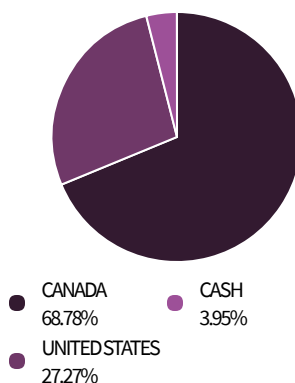
## GROWTH OF \$1,000

AS OF NOV 30, 2018



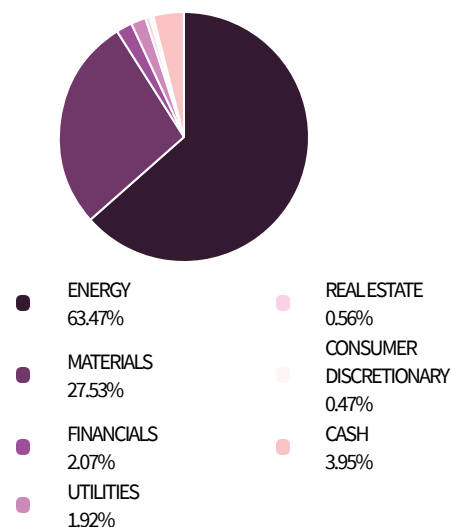
## GEOGRAPHIC BREAKDOWN

AS OF NOV 30, 2018



## SECTOR BREAKDOWN

AS OF NOV 30, 2018



Commissions, trailing commissions, management fees and expenses all may be associated with mutual fund investments. Please read the prospectus before investing. The indicated rate of return is the historical annual compounded total return including changes in share/unit value and reinvestment of all distributions and does not take into account sales, redemption, distribution or optional charges or income taxes payable by any securityholder that would have reduced returns. Mutual funds are not guaranteed, their values change frequently and past performance may not be repeated.