

# PURPOSE TACTICAL ASSET ALLOCATION FUND



## THE IDEA

Reduce risk in my overall portfolio with a tactical, rules-based strategy that oscillates between equity, fixed income and cash depending on prevailing market conditions.

ETF SERIES	<b>RTA</b>
MGMT FEE	0.75%
SERIES F	<b>CWC101</b>
MGMT FEE	0.75%
SERIES A	<b>CWC100</b>
MGMT FEE	1.75%

## MY PURPOSE

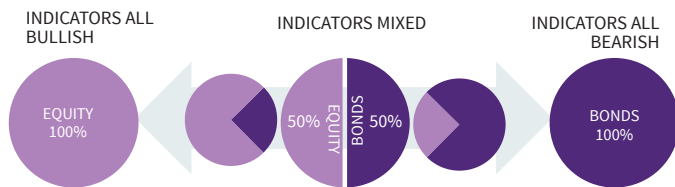
1. Complement my core stocks and bonds with a highly tactical strategy designed to lower overall portfolio risk

## KEY HIGHLIGHTS

- Holdings can quickly move between equity, bonds and cash, depending on trending market conditions
- 90% of the portfolio follows a rules-based approach, with the remaining 10% invested at manager’s discretion to capitalize on expertise
- Asset allocation can oscillate between 100% equity and 100% fixed income to take advantage of strong sentiment

## INVESTMENT PROCESS

- Uses a systematic, rules-based approach to increase equity exposure in up markets and increase bond exposure in down markets
- Holdings oscillate between 100% equities and 100% bonds / cash using a handful of ETFs, depending on the indicators’ short-term outlook for the markets



- With 90% of the portfolio following disciplined multi-factor signals, emotion is largely eliminated from the decision of whether to be more bullish or bearish.
- Remaining 10% is invested in ETFs at the manager’s discretion

## SUBADVISOR



Richardson GMP Asset Management is a highly disciplined investment group with a specialty in quantitative investing methods. The team’s systematic strategies provide low-correlation, alternative solutions for investors that complement core portfolios and help lower overall volatility.

## PORTFOLIO BREAKDOWN

### TOP HOLDINGS

AS OF NOV 30, 2018

Vanguard Canadian Short-Term Bond Index ETF	33.55%
Vanguard Total Stock Market ETF	18.48%
iShares Core S&P/TSX Capped Composite Index ETF	14.87%
iShares Core Canadian Universe Bond Index ETF	12.59%
Vanguard Short-Term Bond ETF	7.70%
Invesco QQQ Trust Series ETF	5.76%
iShares S&P/TSX Global Gold Index ETF	2.25%

## PERFORMANCE

AS OF NOV 30, 2018

INCEPTION DATE (ETF): MAY 24, 2017

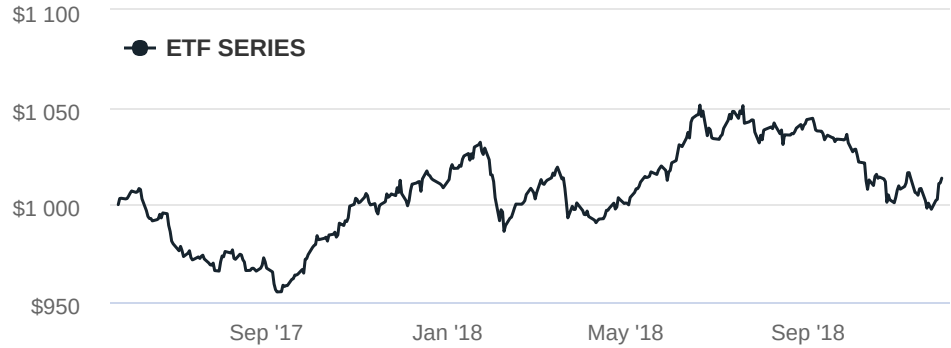
INCEPTION DATE (F): NOV 16, 2015

INCEPTION DATE (A): NOV 16, 2015

SERIES	1 MONTH	3 MONTH	6 MONTH	YTD	1 YEAR	3 YEAR	SINCE INCEPTION
ETF	0.61%	-2.88%	-0.39%	0.49%	0.11%	N/A	0.89%
F	0.61%	-2.87%	-0.37%	0.52%	0.14%	3.16%	3.24%
A	0.53%	-3.14%	-0.92%	-0.49%	-0.96%	2.02%	2.10%

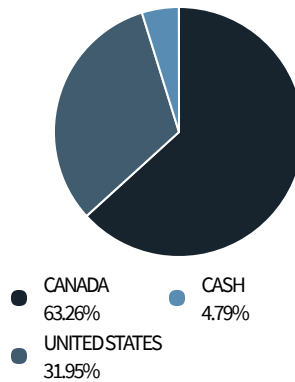
## GROWTH OF \$1,000

AS OF NOV 30, 2018



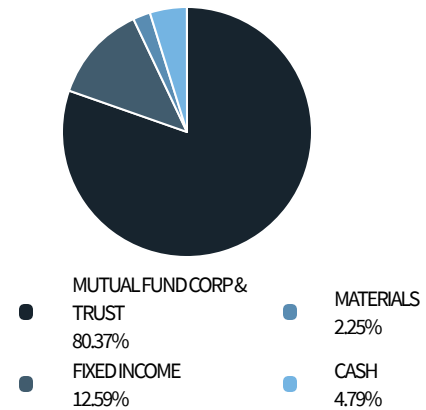
## GEOGRAPHIC BREAKDOWN

AS OF NOV 30, 2018



## SECTOR BREAKDOWN

AS OF NOV 30, 2018



Commissions, trailing commissions, management fees and expenses all may be associated with mutual fund investments. Please read the prospectus before investing. The indicated rate of return is the historical annual compounded total return including changes in share/unit value and reinvestment of all distributions and does not take into account sales, redemption, distribution or optional charges or income taxes payable by any securityholder that would have reduced returns. Mutual funds are not guaranteed, their values change frequently and past performance may not be repeated.